

A guide to parking

in City of Prospect

No Stopping Aust Road Rule 167



Requirement:

- You must not park or stop in a No Stopping Zone for any reason.

No Parking Aust Road Rule 168



Requirement:

- You can only stop in a No Parking area for the immediate purpose of picking up or dropping off passengers or goods.
- You must not leave the vehicle unattended (no more than 3 metres away)
- You can wait in this location no more than 2 minutes.

Australian Road Rules

Council wishes to ensure that residents and visitors comply with the relevant Australian Road Rules in this brochure. Council's Parking Inspectors regularly patrol local roads for vehicles breaching these road rules.

For more information on Australian Road Rules, please visit the My Licence SA website at:

www.myllicence.sa.gov.au

For any other enquiries relating to parking regulations or offences in the City of Prospect, please contact Council on 8269 5355 or email customerservice@prospect.sa.gov.au

Thank you for your consideration and cooperation

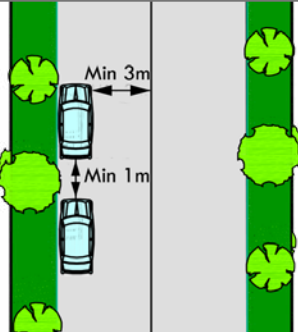
Disclaimer Whilst every effort is made to report community information fairly and accurately, the Council accepts no responsibility for any errors or omissions which may occur. This information is provided as a general guide and should not be taken as legal advice.

Parking in City of Prospect

All of the parking examples below are in accordance with the Australian Road Rules. By adhering to these Road Rules it will assist in improving traffic flow, and ensure a safe and fair environment on the roads within City of Prospect to the benefit of all road users.

Solid White Centreline

Aust Road Rule 208 (6)

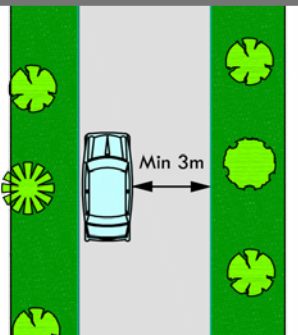


Requirement:

- Minimum 3 metre of space must be left between a parked vehicle and a continuous solid white centreline.
- Minimum 1 metre must be left between the front and rear of two parallel-parked vehicles.

Narrow Streets

Aust Road Rule 208 (7)

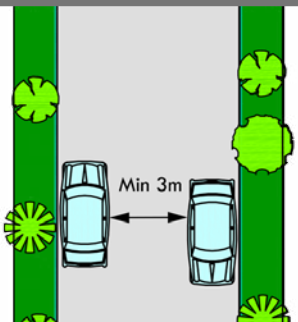


Requirement:

- If the road does not have a continuous white centreline, minimum 3 metres must be left between the parked vehicle and the kerb.
- A minimum of 3 metres must be left when parking opposite a median strip or dividing strip or island

Narrow Streets

Aust Road Rule 208 (7)

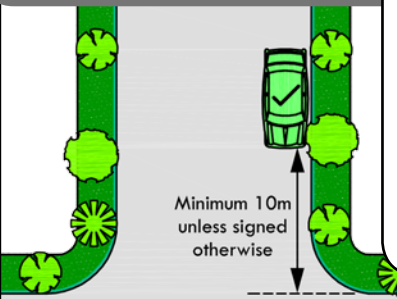


Requirement:

- When parking opposite another parked vehicle, a minimum of 3 metres must be left between both vehicles so other vehicles can pass safely including Emergency Service Vehicles. (e.g. Fire Truck)

Intersections

Aust Road Rule 170 (3)

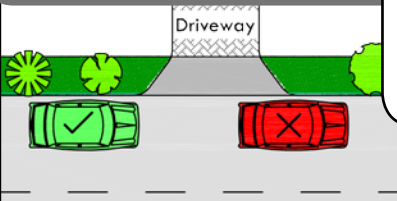


Requirement:

- A vehicle must not stop or park within 10 metres of an intersection.
- If the intersection has traffic signals, vehicles must not park within 20 metres.

Driveways

Aust Road Rule 198

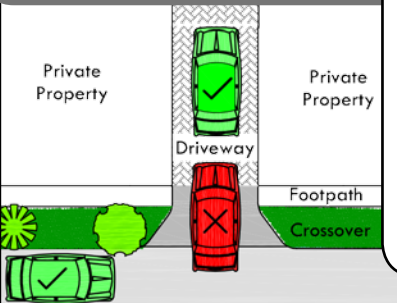


Requirement:

- A vehicle can park up to the edge of a driveway - but not across it.

Entrance Ways

Aust Road Rule 198 (2)

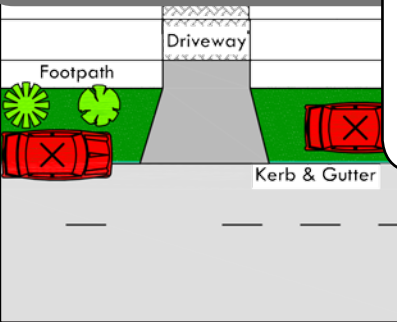


Requirement:

- A vehicle must not park across council verge area (footpath & crossover).
- This rule applies to the general public as well as the owner of the property.

Kerbs & Nature Strip

Aust Road Rule 197

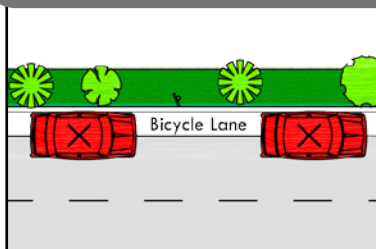


Requirement:

- A vehicle must not park on council verge area (footpath, nature strip, dividing strip or kerb).

Bicycle Lanes

Aust Road Rule 187



Requirement:

- A vehicle must not park in a bicycle lane (unless outside indicated times).

Fire Hydrants

Aust Road Rule 194



Requirement:

- A vehicle must not park within 1 metre of a fire hydrant or fire hydrant indicator (white post with red cap) located next to a fire plug with yellow circular lid & blue marker.

Mail Zone

Aust Road Rule 186



Requirement:

- If it is sign posted you must not park or stop in a Mail Zone for any reason.

Bus Stop & Zones

Aust Road Rule 183



Requirement:

- You must not park or stop in a Bus Stop and Zone within 20 metres of the approach and 10 metres following it, or as indicated if sign is posted.